


# Detailed Plans With Dimensions Material Purchase Lists And Material Cuts Lists: Your Guide to Building Your Dream Home

Building your own home is a dream for many people, but it can seem like a daunting task. Where do you start? How do you make sure you have all the materials you need? And how do you ensure that your home is built to code? With the right plans and materials, building your own home can be a rewarding experience that will save you money and give you the satisfaction of knowing that you created your own living space.

This guide will provide you with everything you need to know to get started on building your own home, including:



## Build Your Own Large Kamado Grill Table: Detailed plans with dimensions, material purchase lists, and material cuts lists to save you time building your own grill table

★★★★★ 5 out of 5

Language : English  
File size : 2755 KB  
Text-to-Speech : Enabled  
Screen Reader : Supported  
Enhanced typesetting: Enabled  
Word Wise : Enabled  
Lending : Enabled  
Print length : 31 pages



- How to choose the right building plans
- How to create a material Free Download list
- How to create a material cuts list
- How to build your home
- Tips for saving money on your home construction project

## How to Choose the Right Building Plans

The first step in building your own home is to choose the right building plans. There are many different types of building plans available, so it's important to find a set that meets your needs and budget. Here are a few things to consider when choosing building plans:

- **The size of your home.** The size of your home will determine the amount of materials you need and the time it will take to build. If you're not sure how big of a home you want, start by looking at homes in your area that are similar to what you're looking for.
- **The style of your home.** There are many different styles of homes to choose from, so it's important to find a style that you love. Consider your personal taste, the architecture of your neighborhood, and the climate in your area when choosing a home style.
- **The complexity of the plans.** Some building plans are more complex than others. If you're not an experienced builder, it's important to choose a set of plans that are easy to follow.
- **The cost of the plans.** Building plans can range in price from a few hundred dollars to several thousand dollars. It's important to factor the

cost of the plans into your budget when choosing a set.

Once you've considered these factors, you can start shopping for building plans. There are many different places to find building plans, including online retailers, home improvement stores, and architects.

### **How to Create a Material Free Download List**

Once you have chosen a set of building plans, you need to create a material Free Download list. This list will help you determine how much of each material you need to Free Download. To create a material Free Download list, follow these steps:

1. **Review the building plans.** The building plans will list all of the materials you need to build your home.
2. **Calculate the amount of each material you need.** To do this, you will need to multiply the length of each material by the width of the material by the thickness of the material.
3. **Add up the total amount of each material you need.** Once you have calculated the amount of each material you need, add up the totals. This will tell you how much of each material you need to Free Download.

Once you have created a material Free Download list, you can start shopping for materials. There are many different places to Free Download building materials, including home improvement stores, lumber yards, and online retailers.

### **How to Create a Material Cuts List**

Once you have Free Downloaded all of the materials you need, you need to create a material cuts list. This list will tell you how to cut each piece of material to the correct size. To create a material cuts list, follow these steps:

1. **Review the building plans.** The building plans will show you how to assemble the different components of your home.
2. **Determine the length of each cut.** To do this, you will need to measure the length of the material and then subtract the length of the overlap.
3. **Mark the cut on the material.** Once you have determined the length of the cut, mark it on the material with a pencil.
4. **Cut the material.** You can use a saw or a power tool to cut the material.

Once you have created a material cuts list, you can start cutting the materials to the correct size.

## **How to Build Your Home**

Once you have all of the materials you need and you have created a material cuts list, you can start building your home. The process of building a home is complex, so it's important to follow the building plans carefully. Here are a few general tips for building a home:

- **Start with the foundation.** The foundation is the most important part of your home, so it's important to make sure that it is built correctly.
- **Build the frame.** The frame is the skeleton of your home, so it's important to make sure that it is built correctly.

- **Install the roof.** The roof protects your home from the elements, so it's important to make sure that it is installed correctly.
- **Install the siding.** The siding protects your home from the elements, so it's important to make sure that it is installed correctly.
- **Install the windows and doors.** The windows and doors allow you to enter and exit your home, so it's important to make sure that they are installed correctly.
- **Install the interior finishes.** The interior finishes include the drywall, flooring, and paint.
- **Install the appliances.** The appliances include the refrigerator, stove, and dishwasher.
- **Move in!** Once you have finished building your home, you can move in and enjoy your new living space.


## **Tips for Saving Money on Your Home Construction Project**

Building a home can be expensive, but there are a few things you can do to save money on your project. Here are a few tips:

- **Buy materials in bulk.** Buying materials in bulk can save you a significant amount of money.
- **Shop around for the best prices.** There are many different places to buy building materials, so it's important to shop around for the best prices.
- **Do some of the work yourself.** If you have the skills, you can save money by doing some of the work yourself.

- **Get help from friends and family.** Friends and family can help you with a variety of tasks, such as framing, roofing, and siding.

Building your own home can be a rewarding experience that will save you money and give you the satisfaction of knowing that you created your own living space. With the right plans and materials, you can build the home of your dreams.

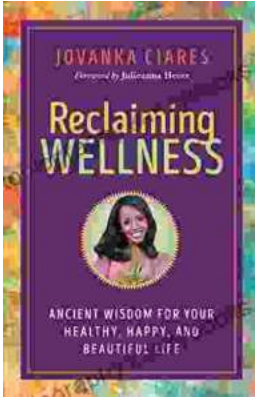


## Build Your Own Large Kamado Grill Table: Detailed plans with dimensions, material purchase lists, and material cuts lists to save you time building your own grill table

★★★★★ 5 out of 5


Language : English  
File size : 2755 KB  
Text-to-Speech : Enabled  
Screen Reader : Supported  
Enhanced typesetting : Enabled  
Word Wise : Enabled  
Lending : Enabled  
Print length : 31 pages





## **Ancient Wisdom for Your Healthy, Happy, and Beautiful Life**

In our fast-paced modern world, it can be easy to lose sight of the simple yet profound principles that have guided humans for centuries. The book, "Ancient Wisdom for Your...



## **The Bully Tales From The Sheep Pen: A Must-Read for Anyone Who Has Ever Been Bullied**

Bullying is a serious problem that affects millions of people every year. It can take many forms, from physical violence to verbal abuse to social...